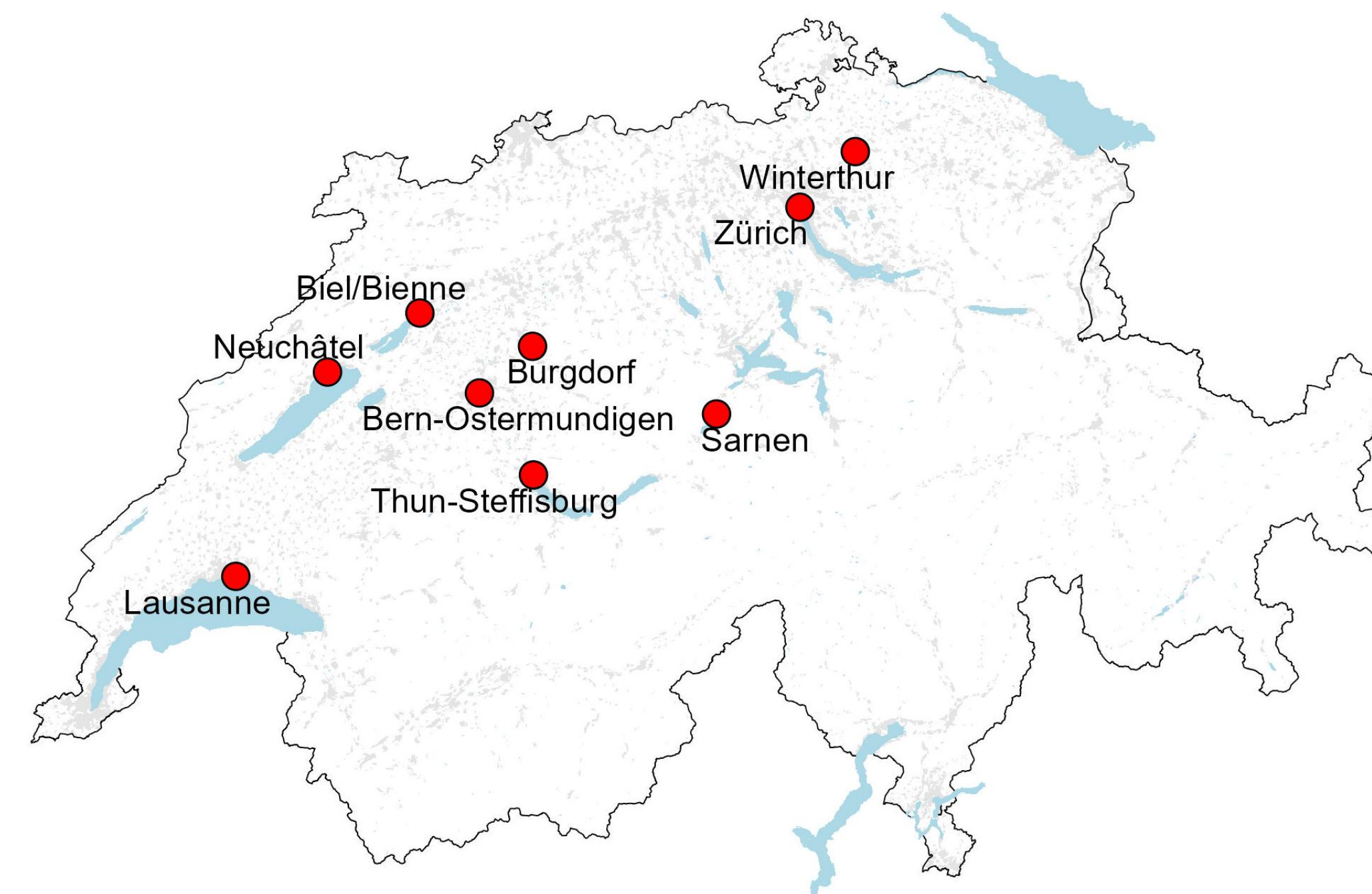


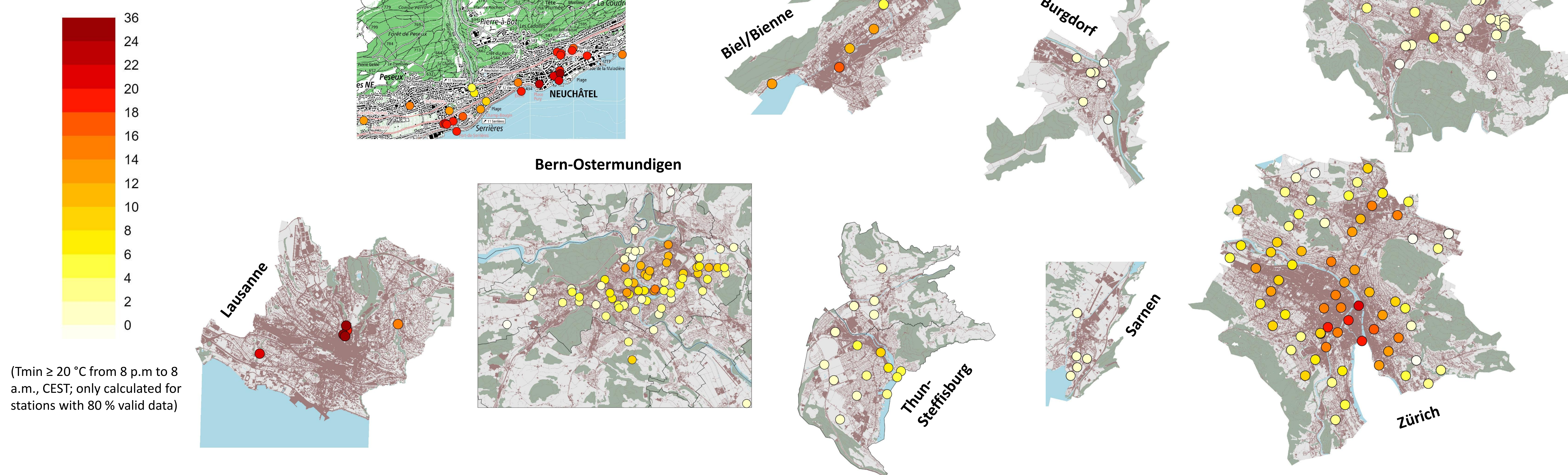
URS – an open access platform for standardized Swiss urban climate data

Moritz Burger, Patrick Bigler, Moritz Gubler, Stefan Brönnimann

- ❖ In the project “Upscaling Low-cost Urban Climate networks with Stakeholder Needs (ULUC)”, we gather urban climate data from measurement networks in nine Swiss cities.
- ❖ We standardize the data and apply a quality control algorithm.
- ❖ The first share (summer 2025) of the multi-city dataset is available on the open access platform URS (Urban climate Repository of Switzerland).
- ❖ With this standardized dataset, urban temperature variability across time and space of different Swiss cities can be analyzed. Examples are shown below.



Nr of Tropical Nights in Swiss Cities during Summer 2025



Spatial pattern of nighttime temperatures in Swiss Cities during Summer 2025

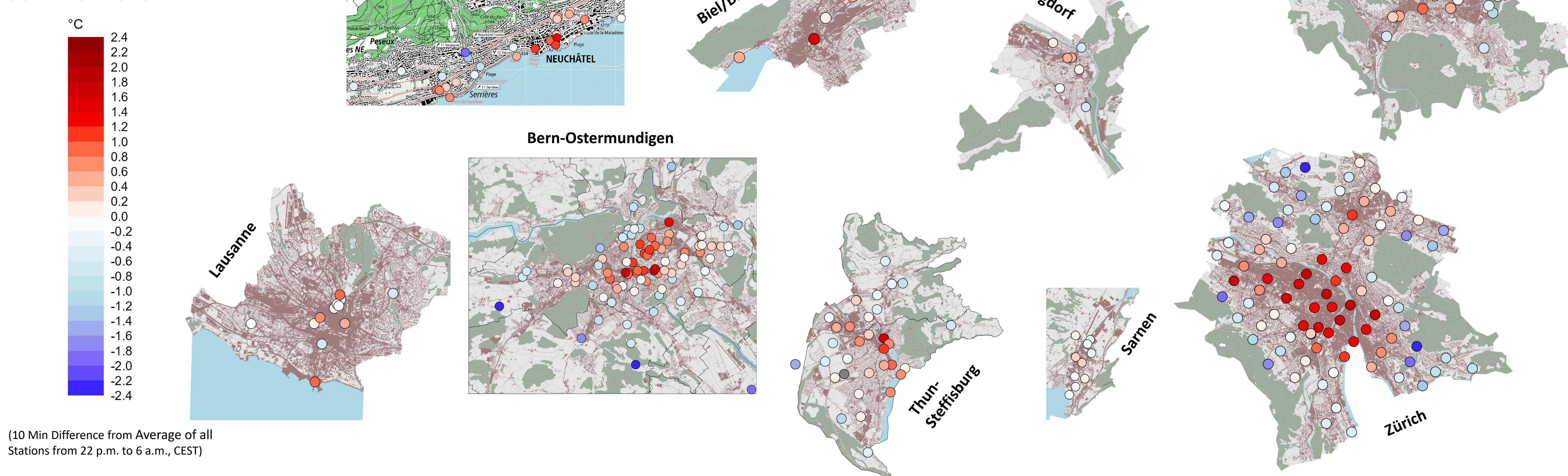


Table 1: Information about the measurement networks

Measurement network	Nr of Stations (2025)	Station Type	Network established	Urban Climate variables
Bern-Ostermundigen	85	Abilium	2018	Air temperature, relative humidity
Biel/Bienne	7	Abilium	2023	Air temperature, relative humidity
Burgdorf	7	DecentLab	2025	Air temperature, relative humidity, wind
Lausanne	13	Koalasense	2022	Air temperature, relative humidity
Neuchâtel	28	Onset	2018	Air temperature
Sarnen	12	Abilium	2024	Air temperature, relative humidity
Thun	36	Abilium	2024	Air temperature, relative humidity
Winterthur	23	Barani	2022	Air temperature, relative humidity
Zürich	87	Barani	2019	Air temperature, relative humidity, rain

Next, we want to:

- Investigate urban temperature variability in Swiss cities in more detail (e.g. in comparison with Local Climate Zones or for specific heatwave events).
- Process and add more data on URS. Version 2 should incorporate all data back to the year the network was established.

Curious about URS?
Get the data here!

